


Centurion™ Configurable Controller – C4 Series



Display Module (Head)



Main I/O Module



The C4 Series Centurion Configurable Controller is a control and monitoring system. Primarily designed for engine/electric motor driven compressors, the Centurion is well suited for many control applications using standard configurations to save money and reduce training. Additionally, Murphy can custom design a control package to meet exact specifications for a variety of applications.

The Centurion continuously monitors input signals and set points and commands outputs to maintain proper operation. When an out-of-limits event occurs, the controller will stop, shutdown, or control equipment to change conditions. The Auto-Start capabilities of the Centurion allows for start/stop based on parameters such as pressure setpoints or by digital signals.

The Centurion provides real-time data via communication ports to a connected display and/or supervisory system. This advanced system offers multiple options for remote communications and operation including HMI's, PLC's, PC's, and SCADA systems. The industry standard Modbus® RTU protocol means greater support for a wide variety of communication equipment including radio and satellite communications systems.

Features

- Fully-configurable control and monitoring system. Applications include reciprocating / screw compressors and pump systems
- System is expandable to meet most 3-stage compressor applications.
- User configurable with Windows®-based software. Allows the operator to point-and-click to implement standard processes. All I/O points can be custom-configured.
- No programming experience required.
- Local and remote communications, Modbus RTU via RS485/232.
- USB 1.1 support for laptops without a serial port.
- Upload / Download capabilities for configurations and setpoints.
- Approved Certification for Class I, Division 2, Groups B, C, & D areas
- Shutdown History List (Last 20 events)
- Event History List (Last 32 events)
- Active Alarm List
- 10 Maintenance Timers
- Run Hourmeter
- Support for No-flow Totalization
- Number of starts per hour (Electric Motor)
- 6 PID Loops w/ Override (up to 3 each)
- Configuration Templates provided for simple user configuration.
- Configurations stored in non-volatile flash memory.
- Setpoints stored in non-volatile eeprom memory.

Basic Components

The Centurion consists of a Display Module, a Main I/O Module, and optional Expansion I/O Module. No special cables are required. The Centurion is designed for use within a weatherproof enclosure only.

- **Display Module (Head):** C4-3: LCD Graphic Display.
- **Main I/O Module:** C4-1-A: 32 DI, 10 DO, 12 AI, 8 TC, 2 AO, 1 MPU.
- **Expansion Module:** MX4: 18 TC (Type J or K). MX5-A: 6 DO, 8 AI, 4 AO, 1 MPU.

DI= Digital Input; DO= Digital Output; AI= Analog Input; AO= Analog Output;
TC= Thermocouple Input; MPU= Magnetic Pick Up Input.
RTD= Resistive Temperature Device

C4 Series General Specifications


Power Input: 10 -32 VDC

Operating Temp.: -40 to 85°C (-40 to 185°F)

Configuration: PC-based Centurion Configuration Software.


C4-3 Display Module with Graphical LCD

- Operating temperature: -40 to +85°C (185°F).
- 128x64 pixels, LCD Display with Green Backlight.
- 12-key keypad for user interface for set point entry, alarm acknowledgement, start, stop, reset, etc.
- 2 Serial Ports - Software Configurable
 - Port 1 - Modbus Master RS232 or RS485
 - Port 2 - Modbus Slave RS232, RS485, or USB (future)
- Customizable Process Screens (up to 9)
 - Line by Line
 - Gauge
 - Control Loop
 - Generic Register



C4-1-A Main I/O Module

- All I/O options individually software selectable. No jumpers required.
- 32 Optically-isolated DC Digital Inputs: NO or NC, (active high/active low), non-incendive.
 - LED indicators.
 - Approved for use with general purpose switches in hazardous areas.
- 12 Analog Inputs: 0-24mA or 0-5VDC , 10 bit hardware.
- 8 Thermocouples
 - Open Thermocouple
 - Cold Junction Compensation.
- 1 Magnetic Pickup Input/AC Run Signal: 30 to 10kHz, 4.5VAC rms min, 120VAC rms max.
- 10 Digital Outputs:
 - LED indicators
 - Four (4) relay outputs, form C, dry contacts.
 - Four (4) FET outputs (source).
 - Two (2) FET outputs (sink).
- 2 Analog Outputs
 - 4-20mA, 16 bit hardware.
- 3 Communication Ports:
 - Port 1 (SERIAL):
 - Interface: RS232 or RS485.
 - Protocol: Modbus RTU (Slave)
 - Port 2 (SERIAL):
 - Interface: RS232 or RS485.
 - Protocol: Modbus RTU (Slave), Proprietary (Configuration Transfer)



Port 2 (USB): Interface: USB 1.1 Compliant Port emulating RS232 communications via PC driver.

- Protocol/Services: Modbus RTU (Slave), Proprietary (Configuration Transfer)
- Connection: USB Type B connector
- Automatic selection of USB when a signal is detected on the USB Type B connector.

Port 3: Interface: CANBUS

- Protocol/Services: Proprietary communications for Expansion I/O Module support.

Warranty - A limited warranty on materials and workmanship is given with this FW Murphy product.
A copy of the warranty may be viewed or printed by going to <http://www.fwmurphy.com/warranty>

Expansion I/O Modules

MX4 Expansion I/O Module

- All I/O options individually software selectable. No Jumpers required.
- 18 Thermocouple Inputs: Type J or K, 12 bit hardware.
 - Open Thermocouple Detection: Drives channel reading high (max of scale).
 - Cold Junction Compensation.
- 1 Magnetic Pickup Input: 4.5VAC – 120 VAC, 30 – 10kHz.



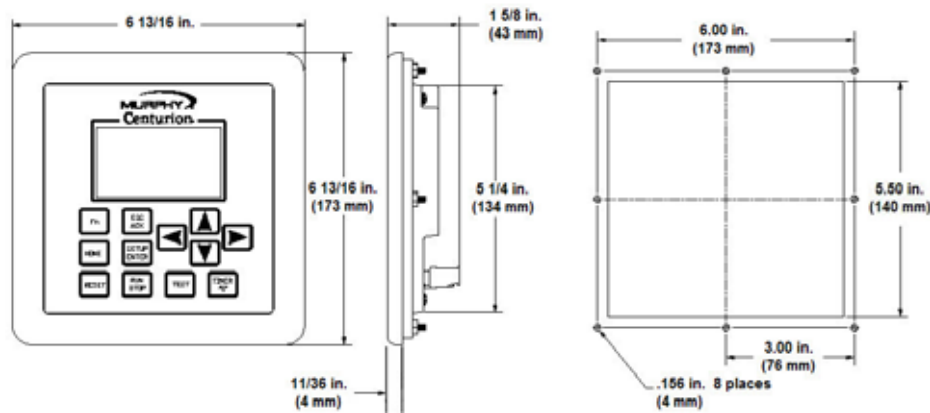
MX5-A Expansion I/O Module

- 8 Analog Inputs: 0-24mA, or 0-5VDC, 10 bit hardware.
- 6 Digital Outputs: Open Collector Transistor, 150mA (sink)
- 4 Analog Outputs: 4-20mA, 16 bit hardware.
- 1 Magnetic Pickup Input: 4.5VAC – 120 VAC, 30 – 10kHz.




Dimensions

C4-3



C4-1-A



How To Order

Selecting a Centurion Configurable Controller C4 Series Model:

1. Specify **C4-1-A** Main I/O Module



2. Specify one (optional) Expansion I/O Module

**MX4
or
MX5-A**



3. Specify one (optional) **C4-3** Display Module



The minimum system requirements:
C4-1-A Main I/O Module
Display capable of Modbus communications
The Murphy **C4-3** Display Module is a highly integrated HMI for use with the Centurion system and is recommended for most customers.
Some systems may require additional I/O which is available on the MX4 or MX5-A Expansion I/O Modules..

Accessories

Configuration Software

MurphyNET Configuration Suite - Centurion configuration tool for modifying sequence of operation, set points, timers, faults, and *displays for Centurion. Includes file transfer utilities for configuration and firmware upgrades.

Replacement Parts and Accessories

C4-1-A Plug Kit	(00000504)	Printed Replacement Terminal Plugs for Centurion (C4-1-A) Main I/O Module
C4-3 Plug Kit	(00000543)	Printed Replacement Terminal Plugs for Centurion (C4-3) Display Module
Choke	(50000774)	Ignition Noise (Choke) Filter
MX4 Plug Kit	(00030867)	Printed Replacement Terminal Plugs for MX4 Expansion I/O Module
MX5 Plug Kit	(00030868)	Printed Replacement Terminal Plugs for MX5 Expansion I/O Module
Centurion Configuration Tool	(50702313)	Configuration tool for user application setup

* Display configuration and other settings for display are only for use with the C4-3 Display Module.