


Lube Level Swichgag[®] Instrument – L129 Series



Features

- Check Lube Level Without Shutting Down
- Use On Engines, Pumps, And Compressors
- Combination Indicating Gage with Low and High Limit Switch
- Float Operated

** Products covered by this bulletin comply with EMC Council directive 89/336/EEC regarding electromagnetic compatibility except as noted.*

The L129 Series Lube Level Swichgag instrument is a combination lube level indicating gage and adjustable low and high limit switches. It provides protection against low oil level or high level caused by overfill or fuel or water seepage into the crankcase.

A 6-3/4 inch (171 mm) deep sight gage allows you check the condition and level of your oil without shutting down the equipment.

Fingertip adjustable limit contacts, thru 4-7/8 inch (122 mm) range, make it simple to set high and low limit contacts. If the float touches the high or low limit contact, a normally open circuit will be completed which can activate alarms and/or shutdown the equipment.

There are two models in the L129 Series: L129 and L129CK1. The L129 model is designed for grounded, low voltage electrical systems. It features a one-wire-to-ground electrical circuit. The L129CK1 was designed for applications requiring a three-wire, above ground electrical circuit. It features ungrounded contacts and a conduit hub to protect electrical wiring.

Options are available for both models.

A flow restrictor plug is available that restricts oil flow from the crankcase to the L129 Series switch and vice versa. It is typically used on applications where the engine is not stationary such as marine and mobile equipment.

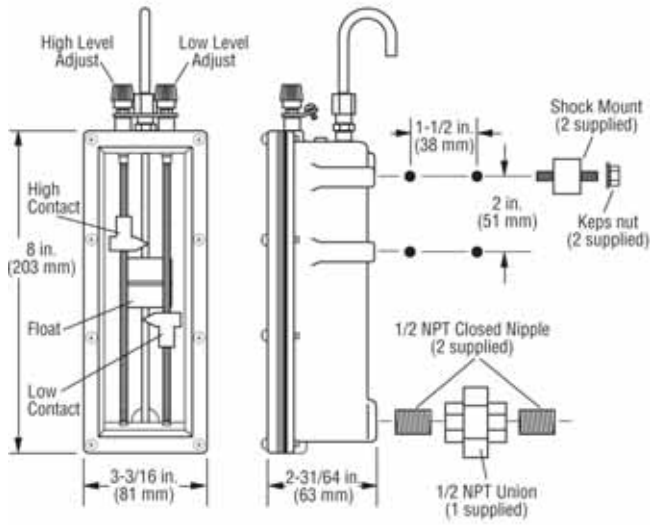
The L129 Series Lube Level SWICHGAGE[®], when properly installed and maintained, can monitor and protect your engines and pumps from improper lubrication level, which can result in extensive damage.

Applications

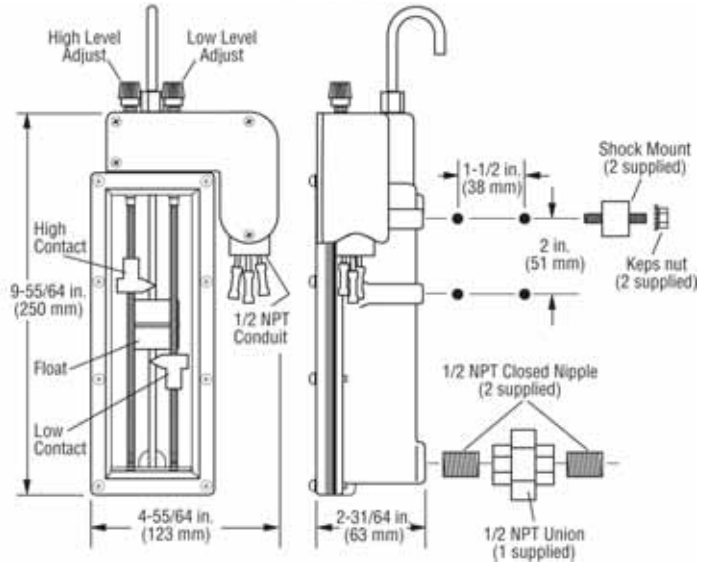
The L129 Series is recommended for engines and pumps with larger crankcase capacity. Although designed primarily for stationary engines, the L129 Series is often used in mobile applications such as marine, rail, and some large off-highway trucks.

Dimensions

L129




L129CK1



Wiring Diagrams

These diagrams are shown with the float in the "full" position.



Contact Rating: 2 A @ 30 VAC/DC, pilot duty.

Specifications

Case: Die Cast Aluminum.
Lens: Tempered Glass.
Maximum Working Pressure: 10 psi (68.9 kPa).
Process Connection: 1/2 NPT.
Float Material: Brass.
Contact Rating: 2 A @ 30 VAC/DC, pilot duty.

Repair Kits

Specify part number.

L129

- 15000888** Full Repair Kit (less castings and glass ass'y) for date code T2 and later.
- 15000480** Bezel, Glass and Gasket Set for date code W7 and later
- 15000485** Glass and Gasket Set for all date codes
- 15050241** Restrictor plug for all date codes

L129CK1

- 15000480** Bezel, Glass and Gasket Set for date code W7 and later
- 15000485** Glass and Gasket Set for all date codes
- 15050241** Restrictor plug for all date codes

Shipping Weight:

L129: 3 lb. (1.4 kg).
 L129CK1: 3 lb. 9 oz. (1.6 kg).

Shipping Dimensions (both models):

12 x 4-1/2 x 4-3/4 in. (305 x 114 x 121 mm).

Warranty - A limited warranty on materials and workmanship is given with this FW Murphy product. A copy of the warranty may be viewed or printed by going to <http://www.fwmurphy.com/warranty>