


Shock and Vibration Switch – VS2 Series



Features

- Designed to Detect Shock/Vibration in 3-Planes of Motion
- Fully Adjustable
- Includes Magnetic Latching Feature
- Manual or Electric Reset

* Selected Configurations are Third Party Listed

The VS2 Series switches are shock sensitive mechanisms for shutdown of engine or electric motor powered equipment. These switches use a magnetic latch to ensure reliable operation. Explosion-proof “EX” models for hazardous locations are available.

Applications

Ideal for use on engines, pumps, compressors, heat exchangers and pumping units, the VS2 Series can be used anywhere shutdown protection from damaging shock/vibration is desired. Switches are field adjustable to sensitivity required in each application.

Specifications

VS2 and VS2C

Case: Environmental Protection: Ingress protected to IP54 (when mounted on a horizontal surface with drain holes down). Suitable for non-hazardous areas.

VS2C: C-clamp mount, includes 45 ft. (13.7 m) 2-conductor cable, and 5 cable clamps

Contacts: SPDT-double make leaf contacts, 3A @ 240 VAC; 10A @ 120 VAC; 10A @ 32 VDC

Shipping Weight:

VS2: 2 lb 8 oz. (1.1 kg)

VS2C: 7 lb (3.2 kg)

Shipping Dimensions:

VS2: 8-1/4 x 9-1/4 x 5 in. (210 x 235 x 127 mm)

VS2C: 12 x 7 x 5-1/2 in. (305 x 178 x 140 mm)

VS2EX

Case: Base mount, explosion-proof aluminum alloy housing; meets IP54 specifications; Class I, Division 1, Groups C & D; UL and CSA listed

Certification: CSA, UL

Snap-switches: 2-SPDT snap-switches; 5A @ 480 VAC; * 2A resistive, 1A inductive, up to 30 VDC

Normal Operating Temperature: -40°F to 185°F (-40°C to 85°C)

Basic Operation

Pushing the reset button moves the tripping latch into a magnetically held position. A shock/vibration will move the magnet beyond this holding position, thus freeing the spring loaded tripping latch to transfer the contacts and shutdown the machinery (see dimensional diagrams in the following pages for visual representation of parts).

Remote Reset Option (VS2EXR and VS2EXRB)

The remote reset option includes a built-in electric solenoid which allows reset of tripped unit from a remote location. Available for 115 VAC or 24 VDC.

Shipping Weight: 4 lb 8 oz. (2 kg)

Shipping Dimensions: 8-1/4 x 9-1/4 x 5 in. (210 x 235 x 127 mm)

VS2EXR

Case: Same as VS2EX

Certification: CSA, UL

Snap-switch: 1-SPDT snap-switch and reset coil; 5A @ 480 VAC; * 2A resistive, 1A inductive, up to 30 VDC

Remote Reset: 115 VAC or 24 VDC (specify)

Shipping Weight: 5 lb 8 oz. (2.2 kg)

Shipping Dimensions: 8-1/4 x 9-1/4 x 5 in. (210 x 235 x 127 mm)

VS2EXRB

Case: Explosion-proof aluminum alloy housing; rated Class I, Division 1, Group B hazardous areas

Certification: No third party certification

Snap-switch: 1-SPDT snap-switch with reset coil (option available for 2-SPDT switches); 5A @ 480 VAC; 2A resistive, 1A inductive, up to 30 VDC

Remote Reset: 115 VAC or 24 VDC (specify)

Shipping Weight: 17 lb 8 oz. (7.9 kg)

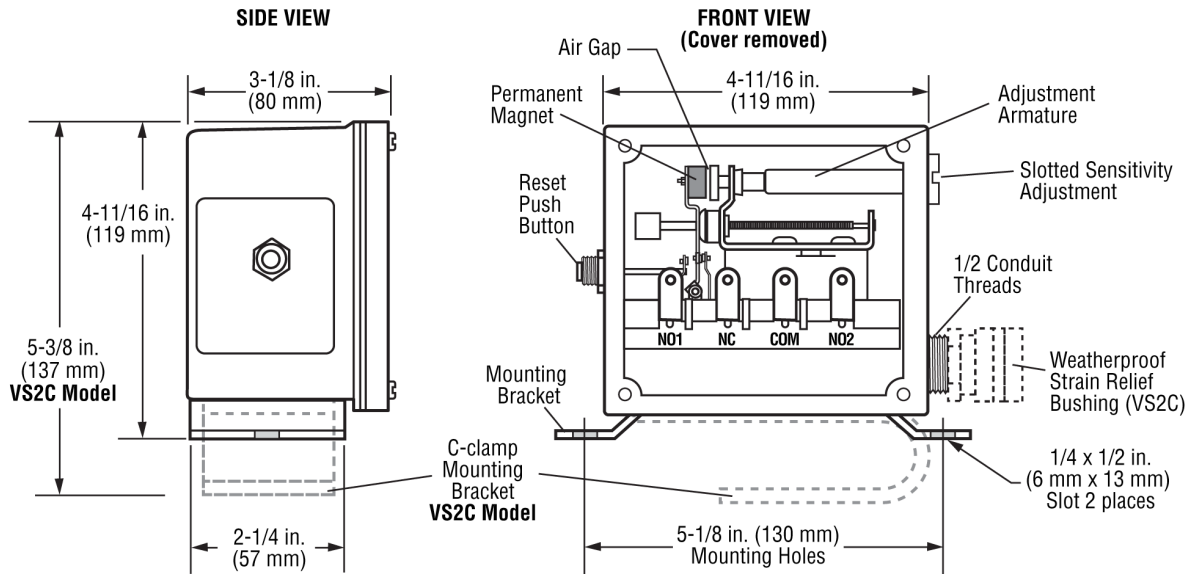

Shipping Dimensions: 12 x 12 x 10 in. (305 x 305 x 254 mm)

Dimensions

Environmental Protection: Ingress protected to IP54 (when mounted on a horizontal surface with drain holes down).

VS2 and VS2C

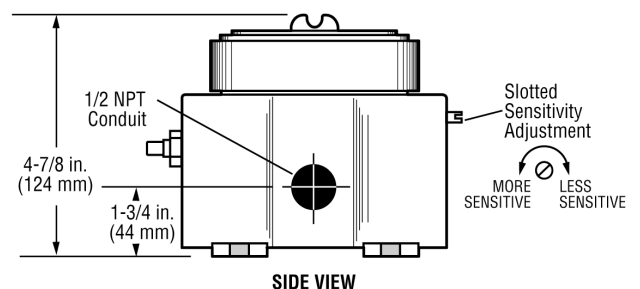
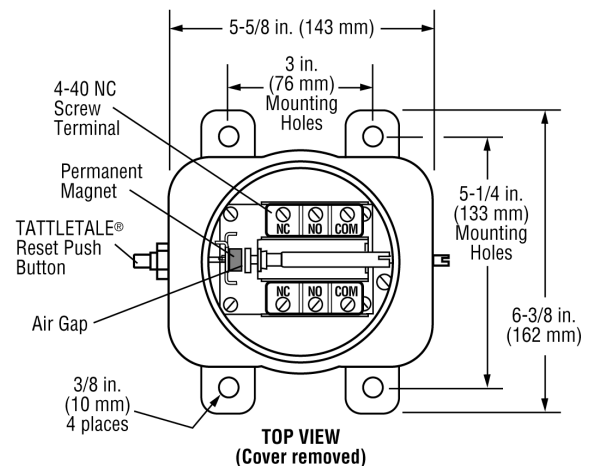
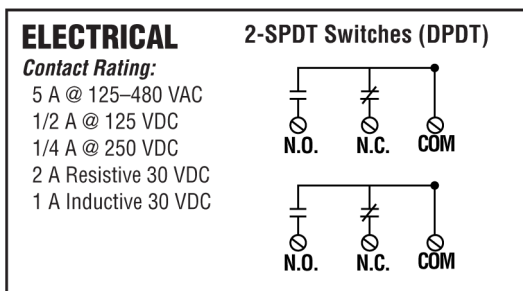
The VS2 and VS2C are designed for use in non-hazardous locations. They have leaf type SPDT, double make contacts that can be used for shutdown and/or alarm. They have a slotted sensitivity adjustment located on the side of the case (see drawing below).



VS2EX

- IP54 Specifications
- Snap-switch Contacts
- TATTLETALE® Reset Button

Model VS2EX is housed in an explosion-proof enclosure with threaded cover. This enclosure is CSA and UL listed for Class I, Division 1, Groups C & D hazardous locations. In place of the leaf type contacts, 2-SPDT snap-switches are used in this model. Sensitivity is externally adjustable and, when tripped, the VS2EX gives a TATTLETALE® indication on the reset button. It is constructed to meet IP54 specifications.



VS2EXR

- Remote Reset Feature
- IP54 Specifications
- Snap-switch Contacts
- TATTLETALE® Reset Button

Model VS2EXR features an electric remote reset feature in addition to the TATTLETALE® reset button. The VS2EXR uses only one SPDT snap-switch and is CSA and UL listed for Class I, Division 1, Groups C & D hazardous locations. It is constructed to meet IP54 specifications.



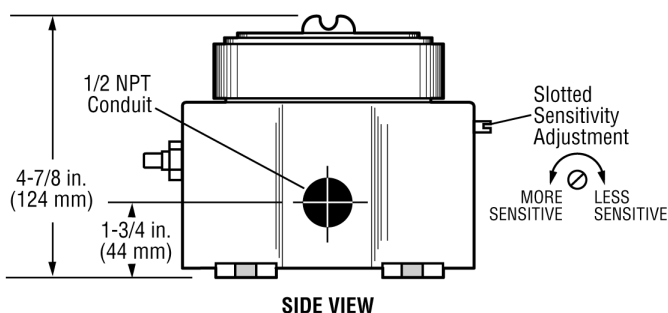
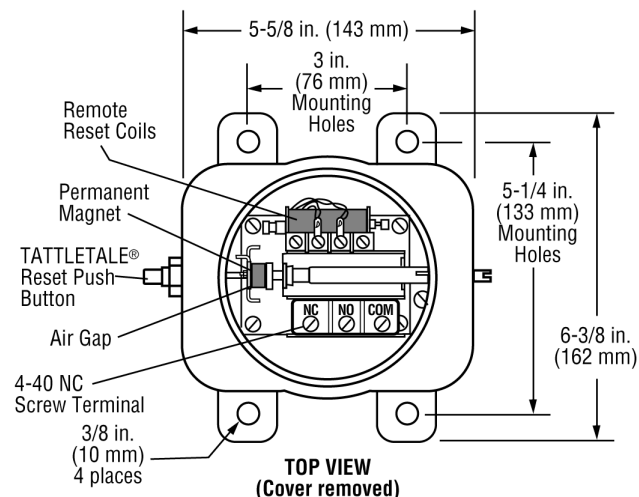
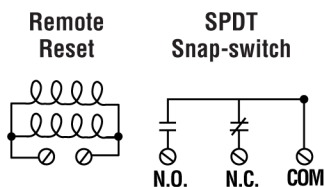
ELECTRICAL

Contact Rating:

5 A @ 125–480 VAC
1/2 A @ 125 VDC
1/4 A @ 250 VDC
2 A Resistive 30 VDC
1 A Inductive 30 VDC

Remote Reset Rating:

115 VAC or 24 VDC (Specify)
350 mA AC/DC



VS2EXRB

- For Group B Locations
- Snap-switch Contacts
- DPDT Feature Optional

Model VS2EXRB is constructed for use in Class I, Division 1, Group B, hazardous locations. It has, as standard, a SPDT snap-switch and an electric remote reset. Option is available for DPDT snap-switch

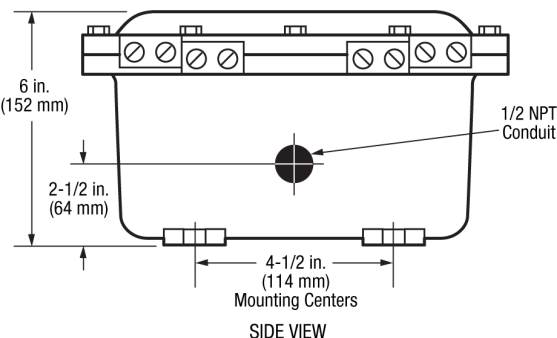
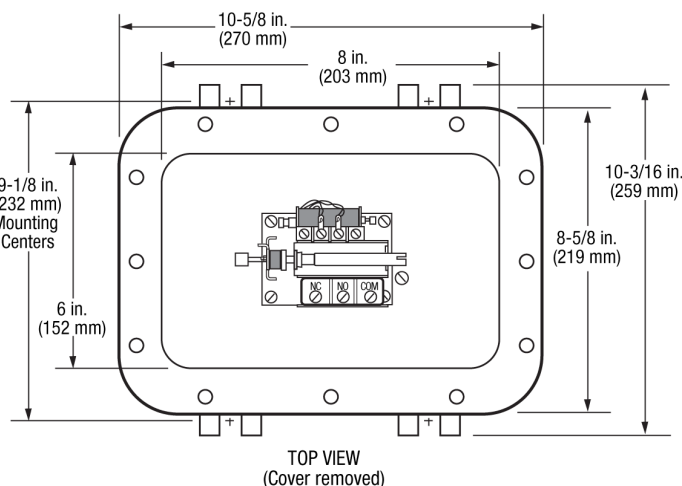
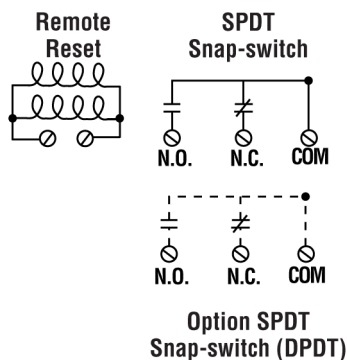
ELECTRICAL

Contact Rating:

5 A @ 125–480 VAC
1/2 A @ 125 VDC
1/4 A @ 250 VDC
2 A Resistive 30 VDC
1 A Inductive 30 VDC

Remote Reset Rating:

115 VAC or 24 VDC (Specify)
350 mA AC/DC



Service Parts

When ordering service parts, specify both part number and description in listing below.

PART NO. DESCRIPTION

VS2 and VS2C

20-00-0030 Movement assembly
20-00-0031 Glass and gasket assembly
20-00-0032 Reset push button assembly
20-05-0021 Mounting clamp (VS2C)
20-00-0261 Cable clamp assembly (1 each) (VS2C)
20-05-0465 2-Conductor electrical cable, 45 feet (13.7 meters) (VS2C)
20-00-0137 5 clamps and 45 feet (13.7 meters) of cable (VS2C)

VS2EX

20-01-0091 Movement assembly
20-05-0087 Cover
00-00-0309 Cover gasket
20-01-0090 Snap-switch and insulator kit (1 switch per kit)

prior to September 1, 1995.*

20-00-0288 Snap-switch and insulator kit (1 switch per kit) for models manufactured on September 1, 1995 or later.*

20-00-0289 C-clamp conversion mounting kit

VS2EXR

20-00-0262 Movement assembly
20-05-0087 Cover
00-00-0309 Cover gasket
20-01-0090 Snap-switch and insulator kit (1 switch per kit)

prior to September 1, 1995.*

20-00-0288 Snap-switch and insulator kit (1 switch per kit) for models manufactured on September 1, 1995 or later.*

20-00-0049 Reset solenoid assembly (115 VAC)
20-00-0234 Reset solenoid assembly (24 VDC)
20-00-0289 C-clamp conversion mounting kit

VS2EXRB

20-01-0090 Snap-switch and insulator kit (1 switch per kit)
prior to September 1, 1995.*
20-00-0288 Snap-switch and insulator kit (1 switch per kit) for models manufactured on September 1, 1995 or later.*
20-00-0057 Inside snap-switch and insulator kit (1 switch per kit) for model VS2EXRB-D

prior to September 1, 1995.*

20-00-0058 Outside snap-switch and insulator kit (1 switch per kit) for model VS2EXRB-D

prior to September 1, 1995.*

20-00-0287 Inside snap-switch and insulator kit (1 switch per kit) for model

VS2EXRB-D manufactured on September 1, 1995 or later.*

20-00-0290 Outside snap-switch and insulator kit (1 switch per kit) for model

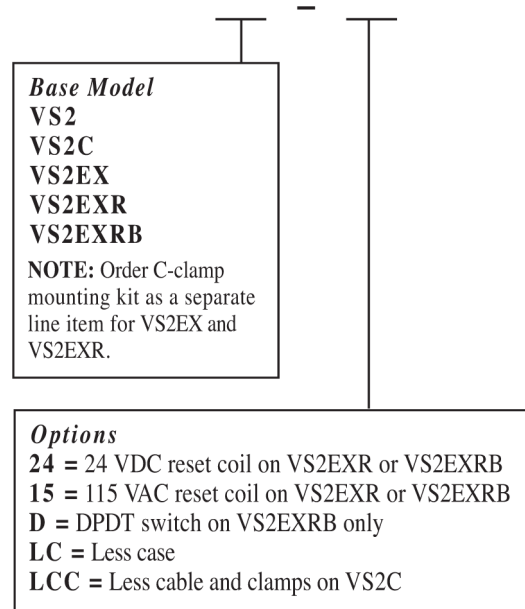
VS2EXRB-D manufactured on September 1, 1995 or later.*

20-05-0077 Adjustment shaft
20-00-0262 Movement assembly
20-00-0049 Reset solenoid assembly (115 VAC)
20-00-0234 Reset solenoid assembly (24 VDC)

*Models with date 0895 and before use old switch. Dated 0995 after, use straight snap-switch arm, no rollers.

How to Order

To order your VS2 Series model use the diagram below.
Part number example: **VS2EXR-24**



美国Murphy仪表经销商

北京

信德迈科技(北京)有限公司 CNMEC Technology
地址：北京朝阳区胜古中路2号金基业大厦201室
邮编：100029
电话：010-8428 2935 13910962635
传真：010-8428 8762
主页：//www.cnmec.com
电子邮件：sales@cnmec.biz