

# Hydrostatic Head Level Switches DF Series



## Applications

- Salt Water Disposal Systems
- Cooling Towers
- Crude Oil Tanks
- Waterflood Systems
- Diesel Day Tanks
- Sumps

The DF series are diaphragm operated “hydrostatic head pressure” level switches. A pressure sensitive diaphragm operates a snap-switch that can be wired directly to electric pilot circuits to control pumps at predetermined levels. Typical application is to start and stop electric driven pump(s) to maintain tank levels. It is also applicable to engine driven pumps.

The nitrile sensing diaphragm is impervious to most liquids and is sensitive enough to control levels with 1/4 in. (6 mm) repeatability. See model descriptions for limits of switch trip point adjustability. Materials include aluminum body, glass-filled nylon bottom plate and a special alloy leaf snapswitch as standard.

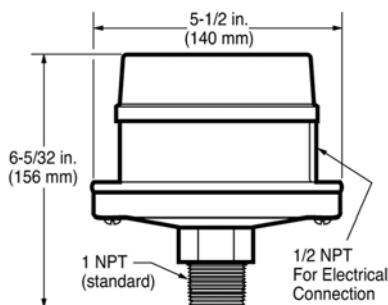
This simple level switch is highly reliable and can be worked into almost any new or existing system without major modification or special tools.

**DF755** and **DF757** are suitable for atmospheric tanks in a non-hazardous area. The SPDT snap-switch for the DF755 is preset for a 4 in. (102 mm) differential in liquid level. The DF757 trip point is adjustable over a 108 in. (2743 mm) differential.

\* Products covered by this bulletin comply with EMC Council directive 89/336/EEC regarding electromagnetic compatibility except as noted.

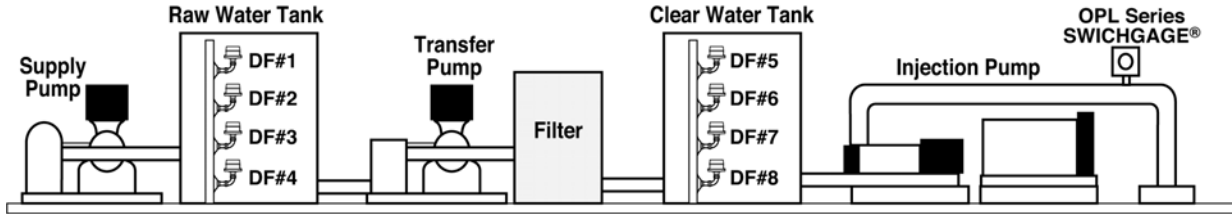
## Dimensions

### DF755 and DF757



## Applications

- Water Flood Systems
- Crude Oil Tanks
- Salt Water Disposal Systems
- Diesel Day Tanks
- Sumps
- Cooling Towers



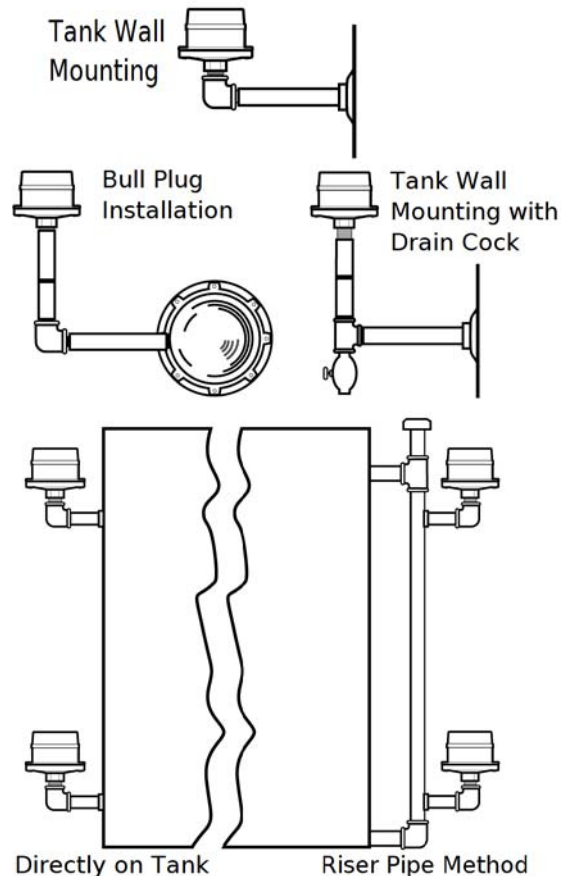
### Typical Water Flood Control System

The diagram above displays eight DF Series switches installed on a Raw Water tank and a Clear Water tank. When raw water rises to predetermined level, **DF#1** stops the supply pump. As tank level falls below the predetermined level, **DF#2** starts the supply pump. If the tank level continues to fall, **DF#3** initiates shutdown of the supply pump. **DF#4** stops transfer pump before raw water tank is completely pumped out.

When clear water reaches the predetermined level, **DF#5** stops the transfer pump. As tank level falls to predetermined low level, **DF#6** starts the transfer pump. If the tank level continues to fall due to the failure of the filters section, **DF#7** initiates shutdown of the transfer pump. (DF755 located at this level will also operate backwash equipment). **DF#8** stops injection pump before tank pumps completely out.

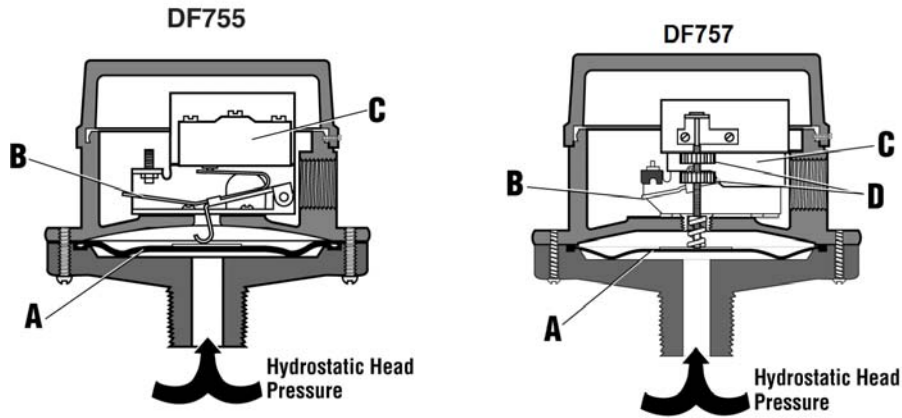
An OPL Series Pressure SWICHGAGE® stops injection pump when pressure reaches predetermined high or low pressure.

### Typical Tank Mounting Methods (DF755)



**Warranty** - A limited warranty on materials and workmanship is given with this FW Murphy product.  
A copy of the warranty may be viewed or printed by going to <http://www.fwmurphy.com/warranty>

# Basic Operation



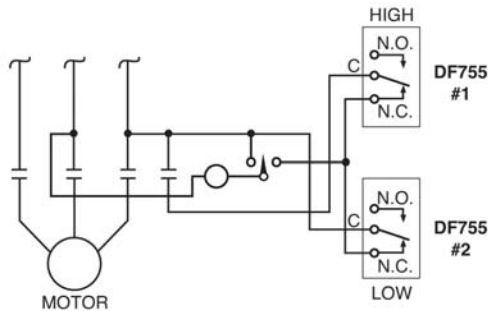
As the liquid level rises, hydrostatic head pressure is applied to the diaphragm **A**. The diaphragm is forced upward forcing the actuator arm **B** to activate the snap-switch **C**.

Model DF755 is factory set and operates at approximately 2 in. (51 mm) and 6 in. (152 mm) above the level at which the diaphragm is mounted. The trip point(s) for Model DF757 are adjustable between 2 in. (51 mm) and 110 in. (2794 mm) for high and low (make/break) operation by knobs, **D**.

## Typical Wiring

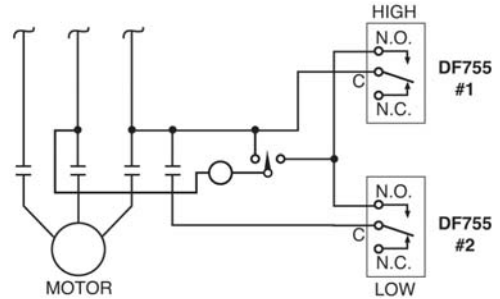
### Starts at Low Level, Stops at High

Start motor when predetermined low level is reached and stop when high level is reached. Keeps tank level within selected limits. Motor starter equipped with H.O.A.



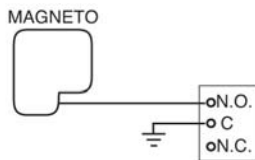
### Starts at High Level, Stops at Low

Start motor when predetermined high level is reached and stop when low level is reached. Motor starter equipped with H.O.A.



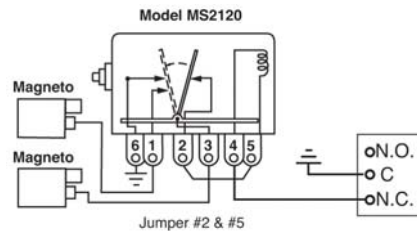
### Single Magneto Shutdown

Shut down single ignition engine when fluid reaches low level. Simple wiring of magneto to N.O. switch terminal will shut down engine at predetermined high level, shown below.



### Dual Magneto Shutdown

Shut down dual magneto engines using Murphy MS2120 Magnetic Switch. Diagram below shows hookup for low level shutdown. Simple wiring changes and mounting locations are necessary for high level shutdowns.



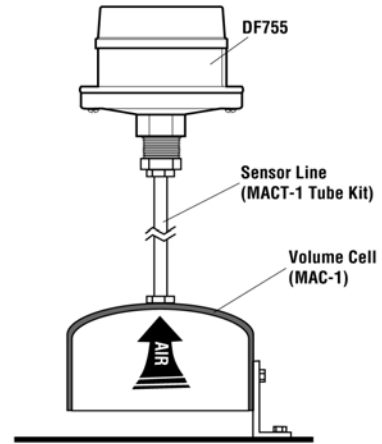
## Accessories

Murphy offers the **MAC-1 Volume Air Cell** that can be attached to the DF755 to monitor water levels on a sump. Activates alarms or start a pump directly. The MAC-1 Volume Air Cell is non-corrosive and provides 1/4-20 stainless steel mounting studs.

The **MACT-1 Tubing Kit** provides 4 ft. (1.2 m) flexible, non-corrosive 1/4 in. (6 mm) tubing (cut to fit). The kit includes necessary fittings to attach tubing.

### Volume Cell Operation

As liquid rises around the volume cell, it compresses air inside the cell and forces it up in the sensor line. As air pressure increases due to the water level continuing to rise, sufficient pressure will be applied to activate the internal snap-switch, which in turn starts the pump. As the liquid level is pumped down, pressure decreases and the above procedure is reversed. The pump is stopped and held in a standby condition. An air purge may be required in the sensor line. Consult factory.



## Specifications

### Snap-switch Ratings

#### SPDT (standard—all models)

- 5 A @ 125, 250, or 480 VAC
- 1/2 A @ 125 VDC, 1/4 A @ 250 VDC

#### DPDT (optional)

- 10 A @ 28 VDC
- 10 A @ 120, 230 VAC

**Case/Lid:** Aluminum (standard)

**Bottom Plate:** Glass-filled Nylon

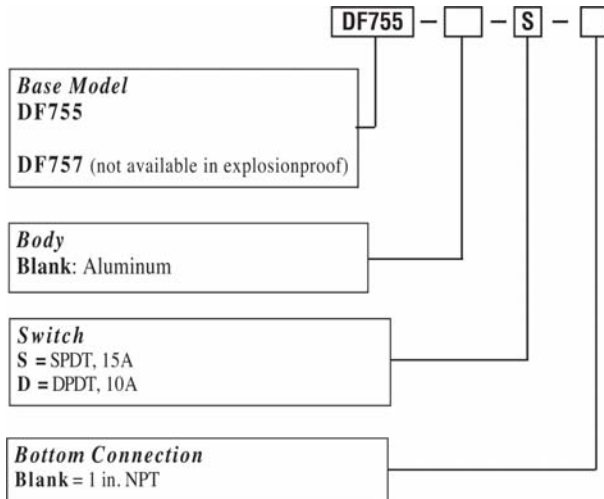
**Process Connection:** 1 NPT (standard)

**Maximum Pressure Rating:** 25 psi (172 kPa [1.72 Bar])

**Conduit Connection (electrical):** 1/2 NPT

## How to Order

To order the DF series, use the model number designation diagram below.



## Accessories

The accessories below are sold separately and are available from Murphy.

### Specify

**MAC-1:** air volume cell

**MACT-1:** air volume cell tube kit

### Shipping Weights

DF755: 3 lb. (1.4 kg)

DF757: 3 lb. (1.4 kg)

### Shipping Dimensions

DF755, DF757, 6-1/4 x 6-1/4 x 6-1/4 in. (159 x 159 x 159 mm)

### Service Parts: DF Series

15000123 Diaphragm Repair Kit

### Service Parts: DF755 Series

15000121 Snap-switch, and insulator assembly

15000122 Snap-switch, insulator and movement assembly

15000313 Movement and bracket assembly

### Service Parts: DF757 Series

15000174 Snap-switch and bracket assembly

美国Murphy仪表经销商

北京

信德迈科技(北京)有限公司 CNMEC Technology

地址：北京朝阳区胜古中路2号金基业大厦201室

邮编：100029

电话：010-8428 2935 13910962635

传真：010-8428 8762

主页：[//www.cnmec.com](http://www.cnmec.com)

电子邮件：[sales@cnmec.biz](mailto:sales@cnmec.biz)