

Designed to be Used on
Mechanical & Electronic Engines

User Configurable
Out-of-the-Box

Set Point Alarm & Shut-down
Control

CAN J1939 Communications



CONFIGURABLE, MULTIFUNCTION DISPLAYS FOR ELECTRONIC AND MECHANICAL ENGINES

Whether you have an electronic or mechanical engine, the PowerView 380 display is the answer. It features a robust, multifunction display for advanced monitoring of both types of engines.

The PV380 display monitors multiple engine and machine parameters on an easy-to-read 3.8-inch (97 mm) QVGA monochrome LCD. The displays are capable of handling sophisticated engine diagnostics as well as basic engine alarm/shutdown.

The display provides an out-of-the-box solution for

your system. The PV380 can easily be programmed on site with its intuitive screens and sturdy push buttons. Mount anywhere with available accessory bracket.

AVAILABLE AS A PANEL SOLUTION



Murphy's MLC380 control panel incorporates all the power and functionality of the PowerView® 380 in a panel solution for most any engine-driven application.

FOR MORE INFORMATION ABOUT MLC380, VISIT:
ENOVATIONCONTROLS.COM/MLC380

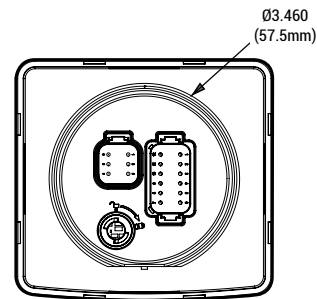
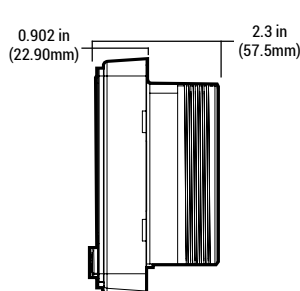
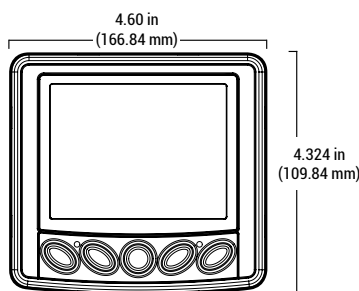


POWerview® PV380

1511625 01-2019

PV380 DIMENSIONS

Please visit our Help Center for MLC380 dimensions



PV380 SPECIFICATIONS

DISPLAY	
SCREEN SIZE	3.8 inches
TYPE	Monochrome transfective LCD with white LED backlight, heater and real-time clock
RESOLUTION	320 x 240
HARDWARE	
KEYPAD	5 tactile pushbuttons
ALARMS	(1) Red LED, warning (1) Amber LED, warning Setpoint triggered output for external piezo buzzer or shut-down relay
CONNECTORS	Deutsch DT Series 6 and 12 pin
COMMUNICATION	
CAN	(1) CAN 2.0B, J1939 Protocol; Proprietary Messaging
SERIAL	RS-485
ELECTRICAL	
OPERATING VOLTAGE	6-36 VDC; reverse polarity protected
INPUTS	(4) Resistive analog (3) Analog: 0-5V, 4-20mA analog or digital (1) Frequency 2-10,000Hz, 3.6-120VAC
OUTPUTS	(2) 500mA; switched low-side

ENVIRONMENTAL	
OPERATING TEMPERATURE	-40°C to 85°C (-40° to 185°F)
STORAGE TEMPERATURE	-40°C to 85°C (-40° to 185°F)
PROTECTION	IP66 and 67
VIBRATION	7.86g random vibrate (5-2,000Hz)
SHOCK	±50G in 3 axes
EMC/EMI	2004/108/EC, 2006/95/EC directives EN61000-6-4:2001 (emission) EN61000-6-2:2001 (immunity) EN 50121-3-2 and EN 12895
SAE	J1113/2, 4, 11, 12, 21, 24, 26 and 41

MLC380 SPECIFICATIONS

HARDWARE	
CONNECTORS	Electronic: 21-way Deutsch Mechanical: 15 way amp / 10 way amp / no connector with blunt cut harness
DIMENSIONS	Electronic MLC380: 9.39"X7.04"X4.95" (238 X 179 X 126 mm) Mechanical MLC380: 7.16"X8.33" X 495" (182X212X126 mm)

⚠ WARNING: This product can expose you to chemicals including lead, which is known to the State of California to cause cancer. For more information, go to www.P65Warnings.ca.gov

FOR MODEL & PART INFORMATION

ENOVATIONCONTROLS.COM/PV380 &
ENOVATIONCONTROLS.COM/MLC380

FOR MANUAL & SUPPORT DOCUMENTS

SUPPORT.ENOVATIONCONTROLS.COM

FOR SUPPORT & WARRANTY

ENOVATIONCONTROLS.COM/SUPPORT

SALES CONTACT

ENOVATION
CONTROLS®
www.enovationcontrols.com

CONTACT

✉ sales@enovationcontrols.com
☎ +1 918.317.4100

CORPORATE HEADQUARTERS

5311 S 122nd E Ave
Tulsa, Oklahoma, USA 74146
United States • United Kingdom • India • China



FM 28221 (Tulsa, OK-USA)
FM 29422 (UK)